



GRUPPO BORSA srl - ITALY
Tel + 39 0394989285 Fax + 39 0394989297

Serial no.	3467				

DATE 11/07/11

PAG. 1

Customer

LOOM Type: **SULZER G 6300** Width (mm): **190**
Beam Ø (mm): **800** Inclination: **0**
Note:

JACQUARD Tipo: **STAUBLI CX 880 1/2688** Useful hooks **2468**
Monobrin v Delrin board v
Note:

Gantry height 'G' (mm): **3200**

rpm:

Shed:

HARNES PRELEVELLED

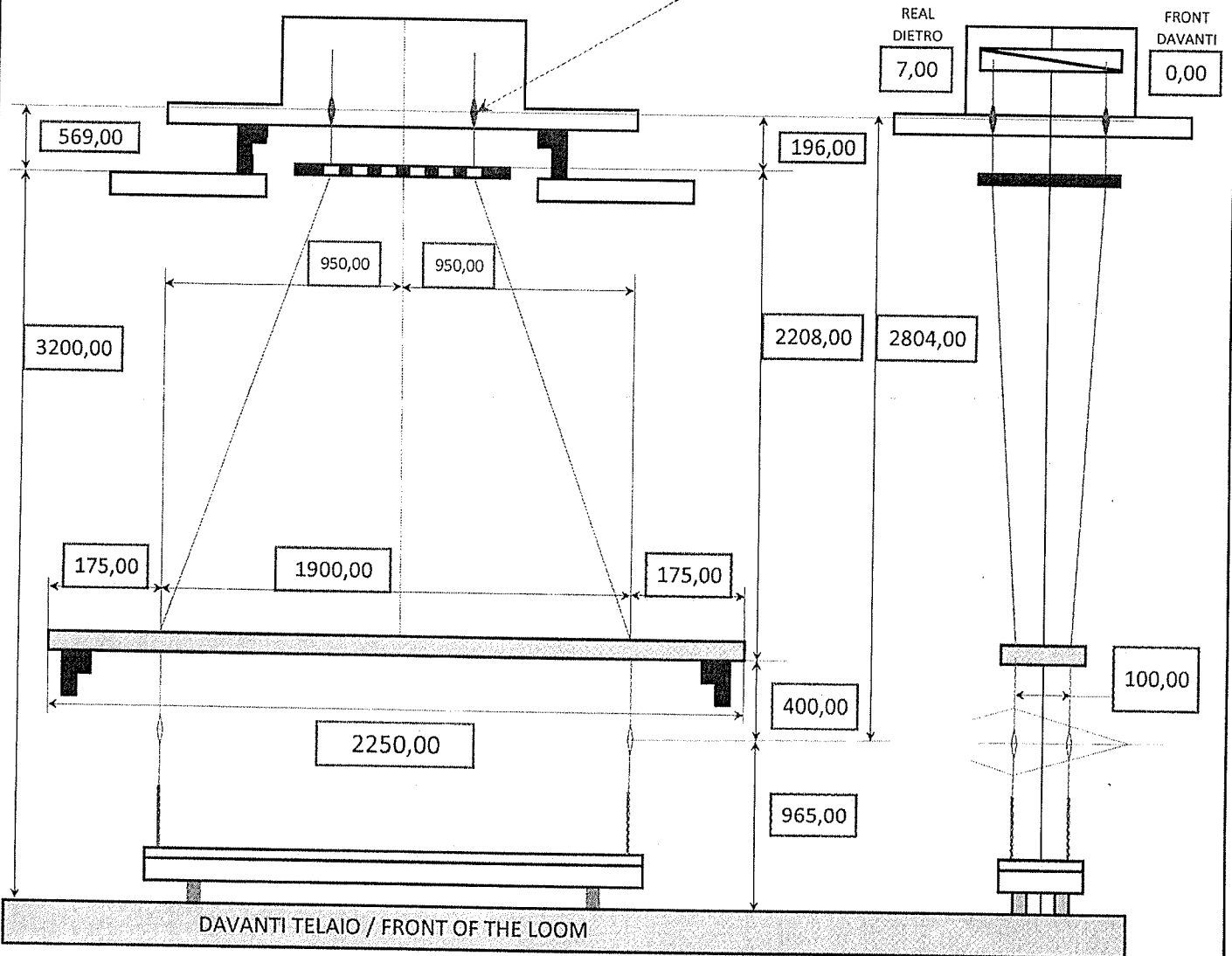
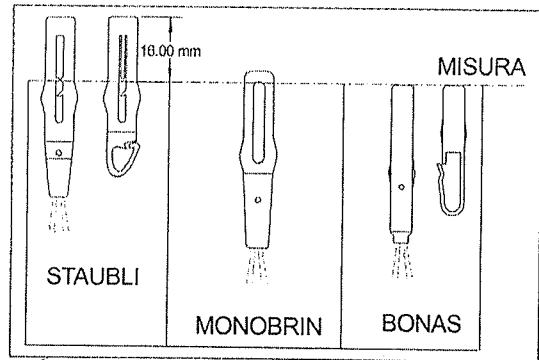
Type of fabric: **FURNISHING**
Warp yarn: **COTTON** Warp tension: ---
Patterning hooks: **110 EMPTY + 2 LENO + 32 SELV + 2400 + 32 SELV + 2 LENO + 110 EMPTY**
Repeats: **16 F. SELV + 2 LENO + 32 SELV + 560 + 2X2400 + 560 + 32 SELV + 2 LENO + 16F.SELV**
Fabric width in reed (cm): **190 --> 1 F.SELV + 0,5 LENO + 1 SELV + 185 + 1 SELV + 0,5 LENO + 1 F.SELV**
Density (ends/cm): **32,00**
TOTAL ENDS: **6020 --> 16 F.SELV + 2 LENO + 32 SELV + 5920 + 32 SELV + 2 LENO + 16 F.SELV**

COMPONENTS:

- DELRIN GUIDING BOARD • MONOBRINS (MELTED)
- CORD TYPE TREX 12 --> 1 yellow / 1 green
- SINGLE COMBERBOARD VULCANIZED FIBRE - HOMOGENEOUS TYPE
THICK. mm. **10** DRILLING DENSITY (holes/cm): **32,00**
HOLES QTY /ROW: **16** DRILLING : **diagonale** DRILLING DEPTH mm. **100**
- SINGLE COMB. FRAME TYPE **CLAMP'** LENGTH mm. **2250**
- LOWERING SETS: **PVC RUBE** COLORS: **1 red / 1 black**
ARROW HEDDLE cm. **35 (15+20)** EYE SIZE: **1020** WIRE: **28**
PULL DOWN **AVS SPRING** LENGTH. mm. **250** gr. **70/100/150** (at 10 mm.)
QTY each bar: **16**
- SPRING FRAME - Length cm. **200** • FIXING GROUPS: for beam Ø 800 qty: **3**
- SPARE PARTS: **no.40 springs + gr.500 cord Trex 12 (yellow) + gr.500 cord Trex 12 (green)**

NOTE:

Serial no.	3467			

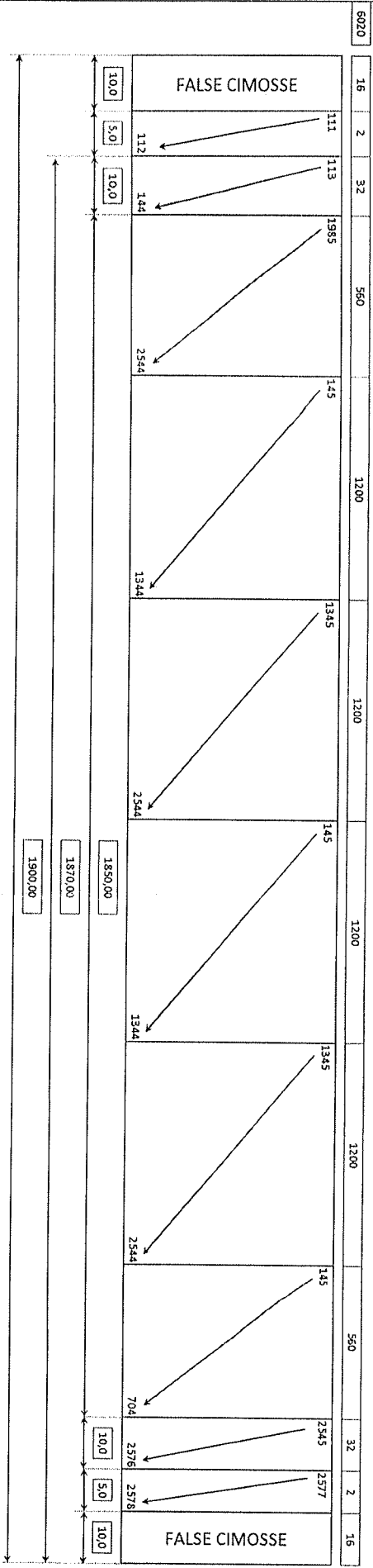


NOTE

MISURE ALLINCROCIO / DIMENSIONS IN CROSS SHED 61,80

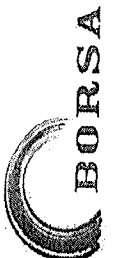
ANGOLO DI MONTATURA / HARNESS ANGLE :

SERIE no	3467			



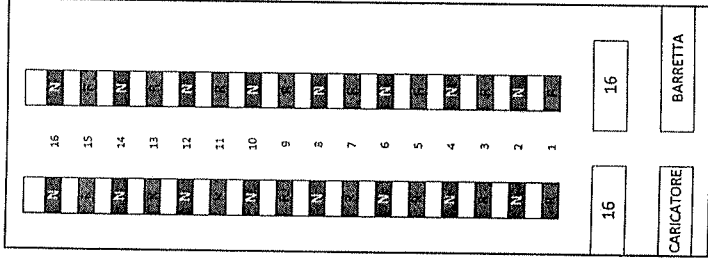
59244

ARINI/HOOKS	COLLETTI	TAGLIO	MOLE	COLORE					
CA/MON/ A/FIO	RIPETIZIONI	CONOS	mm	g					
1	110	110	2	8	F.C/M 16	VERDE	COLLETTI cm 2,5		
111	112	2	1	LENO	2	3300	150	VERDE	
113	144	32	1	C/M	32	3300	150	GALLO	
145	704	560	3		1680	3300	70	GALLO/VERDE	
705	1984	1280	2		2560	3300	100	GALLO/VERDE	
1985	1944	560	3		1680	3300	70	GALLO/VERDE	
2545	2976	32	1	C/M	32	3300	150	VERDE	
2577	2978	2	1	LENO	2	3300	150	GALLO	
2579	2688	110							
TOTALE ARCAITE	2	8	F.C/M	16		30		VERDE	COLLETTI cm 2,5
					6020				

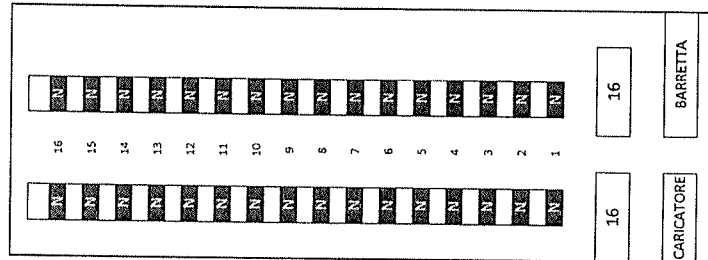


SERIE no	3467

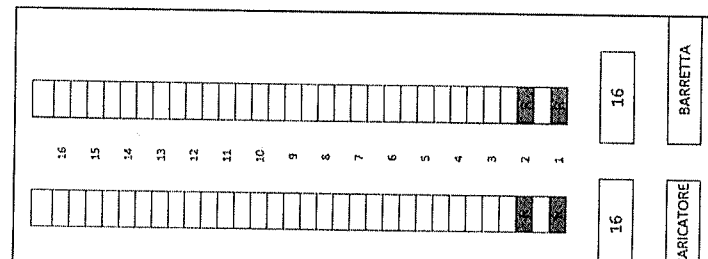
TIPO	COLORE	MAGLIA	MOLLA	g	QTY X BAR	QTY	COD.
TUBETTO	ROSSO/NERO	1020	AVS	70	16	210	A
TUBETTO	ROSSO/NERO	1020	AVS	100	16	160	A
TUBETTO	NERO	1020	AVS	150	16	4	B
TUBETTO	ROSSO	1020	AVS	150	2	1	C
TUBETTO	ROSSO	1020	AVS	150	2	1	D
TUBETTO	ROSSO	1020	AVS	30	0	32	SCOLITE



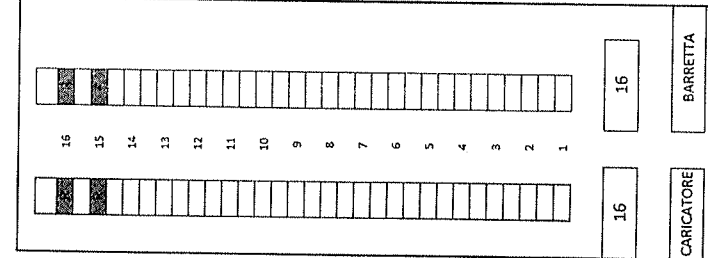
A



B



C

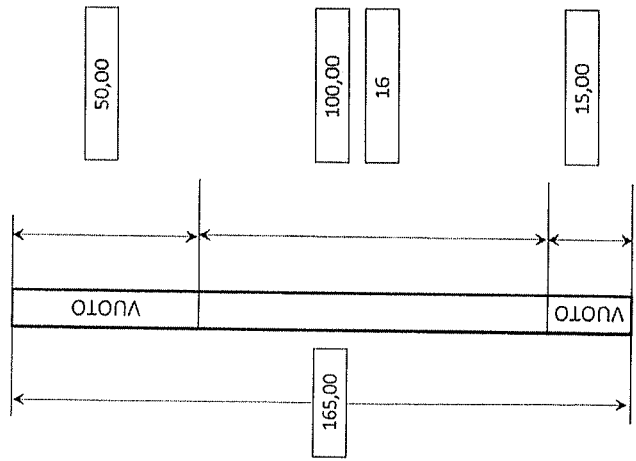


D

CIMOSSE

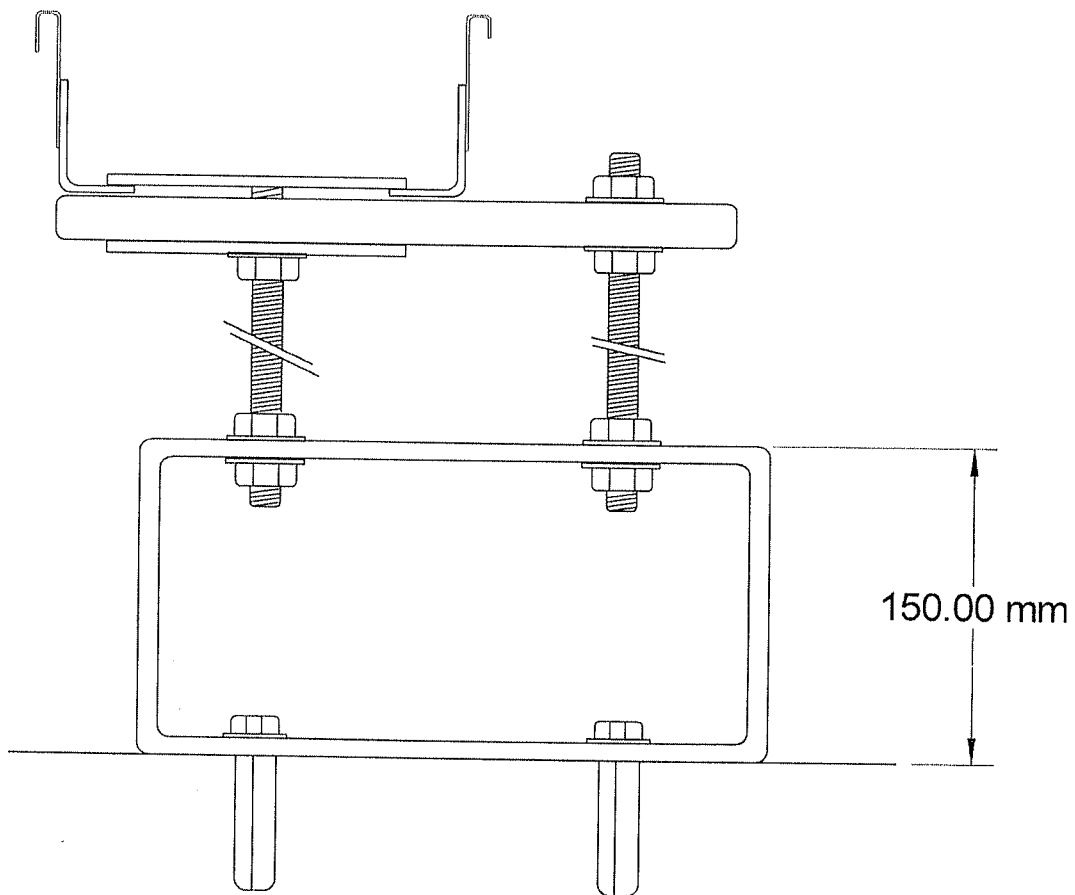
CIMOSSE + LENO SX

CIMOSSE + LENO DX



DAVANTI

SERIE no	3467		



ATTACCHI SUBBIO DA 800 mm

ELENCO MATERIALI / LIST OF PARTS

QTY	DESCRIZIONE
1	ANGOLARE CON LAMELLE TENDIMOLLE DA 2000 mm
3	ATTACCHI A TERRA PER SUBBIO DA 1000
3	BINARI PER ATTACCO TENDIMOLLE
3	FILETTI M16 CON PIASTRA SALDATA
3	FILETTI M16
21	DADI M16
21	RONDELLE M16
6	TASSELLI PER FISSAGGIO A PAVIMENTO COMPLETI DI VITI M10 X 80 (FISCHER)